

How to watch the LIVE Stream and On-Demand Streaming

Table of Contents

1. How to watch the live stream.....p.1-3

- Opening remarks, IPOS Plenary 1-4, President's Plenary, IPOS Symposium IPOS Congress Presentation Award 2021, IPOS Awards Plenary, Networking Break Events, Symposium live Q&A, Closing

2. How to watch on-demand streaming.....p.4

- Symposium, 10min Rapid Oral, 20min Individual Oral, Poster

1. How to watch the live stream – Thursday, May 27 to Saturday, May 29

[https://ipos2020.com/ipos2021/doc/Live Streaming Program.pdf](https://ipos2020.com/ipos2021/doc/Live_Streaming_Program.pdf)

- Live program

❖ Download ZOOM

We will use Zoom for live streaming. Be sure to **download Zoom** on to your computer, tablet, or any other device you will be using **in advance**.

****If you have already installed the software, please confirm there are any updates.**

https://zoom.us/download#client_4meeting

- Download the Zoom client for meetings from the page above.

Zoom Client for Meetings

The web browser client will download automatically when you start or join your first Zoom meeting, and is also available for manual download here.

Download

Version 5.6.5 (823) (32-bit)

[Download 64-bit Zoom client](#)

❖ How to View

The URL for Zoom will be displayed on the abstract viewing and video viewing system 10 minutes before the start of each seminar. Click on the button when it appears and make sure that Zoom starts.

① Video Distribution System Login

https://a-youme.jp/ipos/entry/c_movie/login_do.php

- Please log in with your registration number and password that you set when you registered. Your registration number and password have been resent to you by e-mail on May 19.

② To Join Us in Zoom

- When it's 10 minutes before the start of each seminar, a button will appear in the "LIVE Streaming Schedules" on the top page that will connect you to the Zoom URL (LIVE Streaming) when clicked.

Top Page

The 22th World Congress of Psycho-Oncology & Psychosocial Academic Society

HOME View Abstracts/Videos/Posters Bookmarks Logout

Hello, Mr

The Participation Certificate
The survey and the certification request must be completed by June 30. For more details, please visit [the registration webpage](#). For any inquiries concerning a Congress Certificate of Participation, please contact the IPOS office support@ipos-society.org.

LIVE stream related announcements will be posted here.

Notice from the Congress Secretariat

The recorded sessions can be viewed from May 26 to until August 31.
The sessions which have live Q&A will be released on June 9 (TBC) until August 31.

LIVE Streaming Schedules

To attend the 22th World Congress of Psycho-Oncology & Psychosocial Academic Society, please click on the button below 10 minutes before the start of each seminar to join the live session.

2024

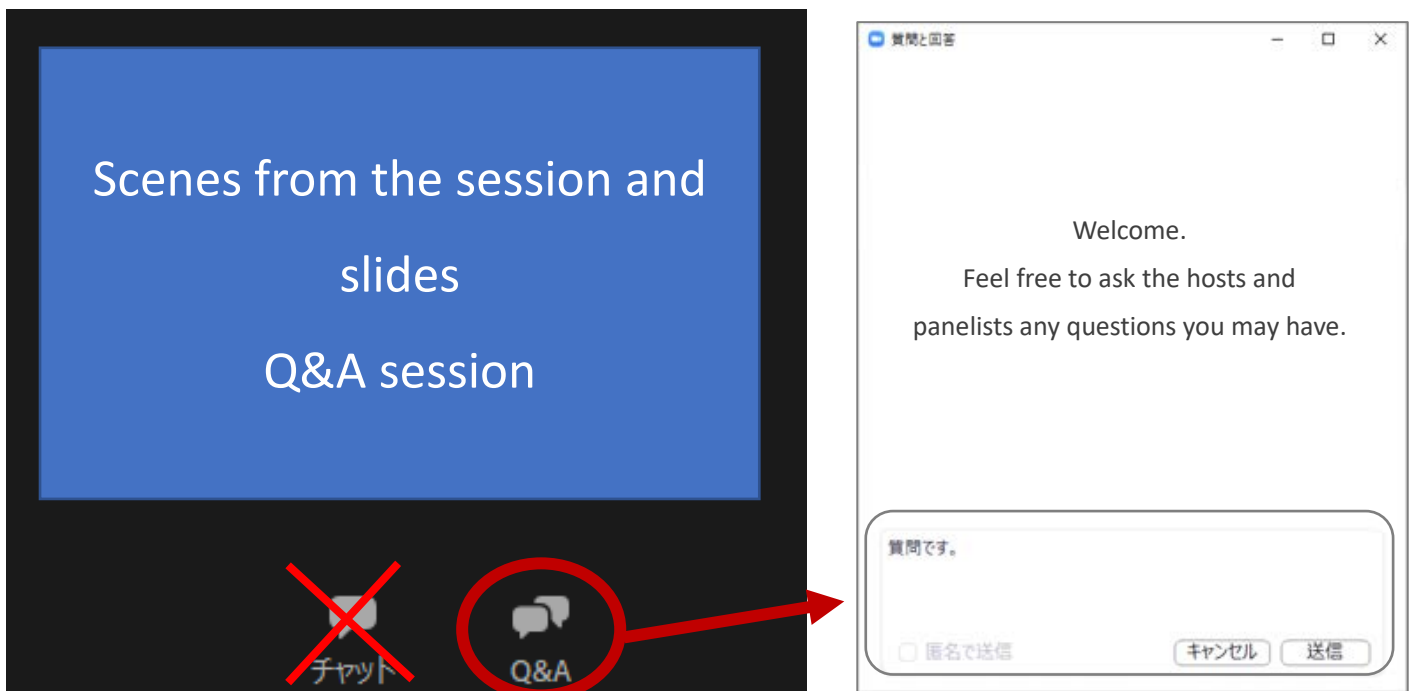
Special Session: Mindfulness

【NOTE】

- If you are still unable to click on the relevant seminar 10 minutes before the start time, please log out and log in again or please change your browser and log in again.
- The Zoom URL is different for each session. If you want to join the next live session, always enter the above screen and press the button of the corresponding seminar to join.

❖ Asking Questions during a Session

- When you log in to Zoom, the following screen will appear. To ask a question, press the Q&A tab and submit it in writing.



Wednesday, May 26 to Tuesday, August 31 17:00

How to watch on-demand streaming

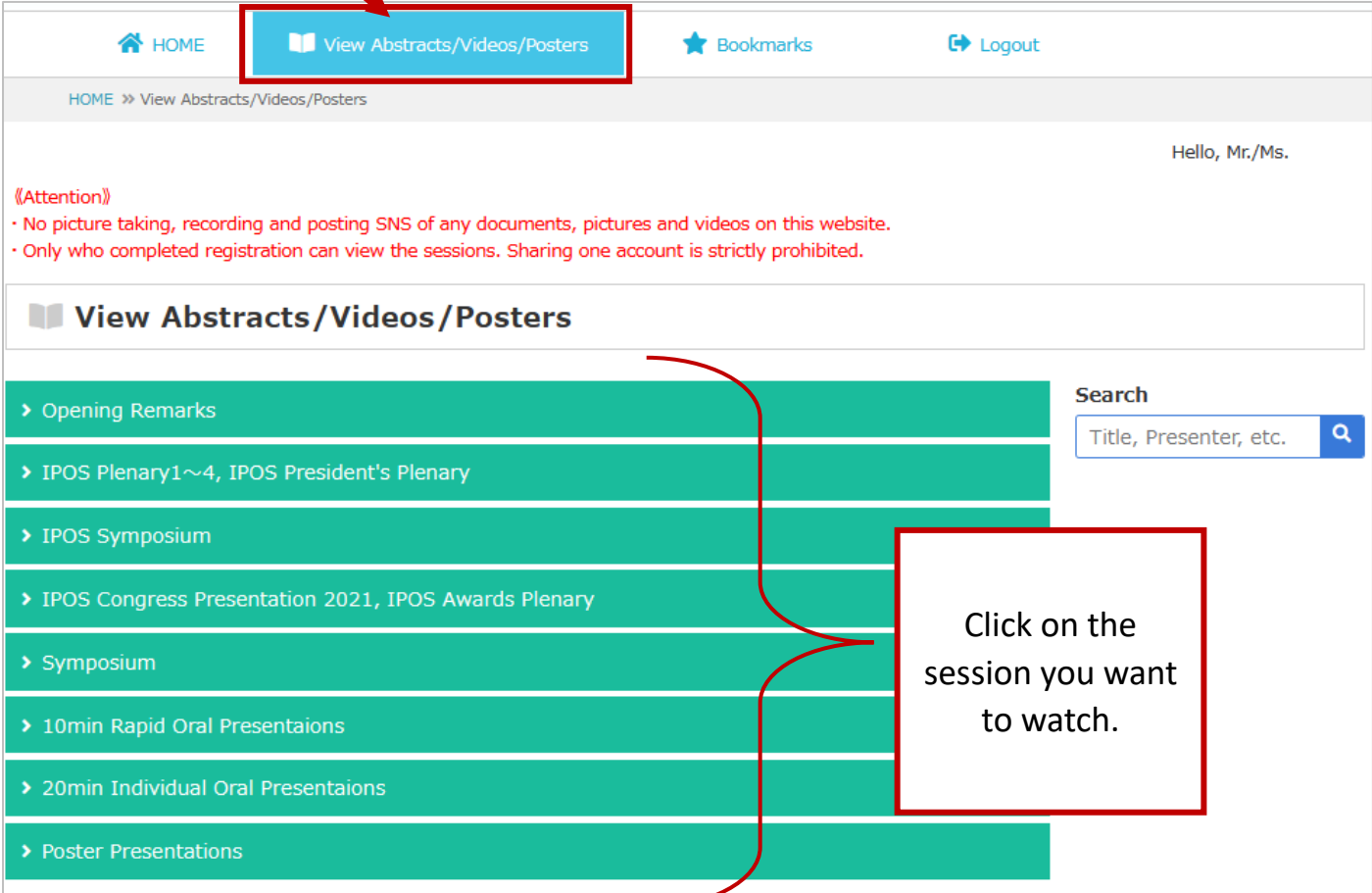
❖ How to Watch

① Log into the system

https://a-youme.jp/ipos/entry/c_movie/login_do.php

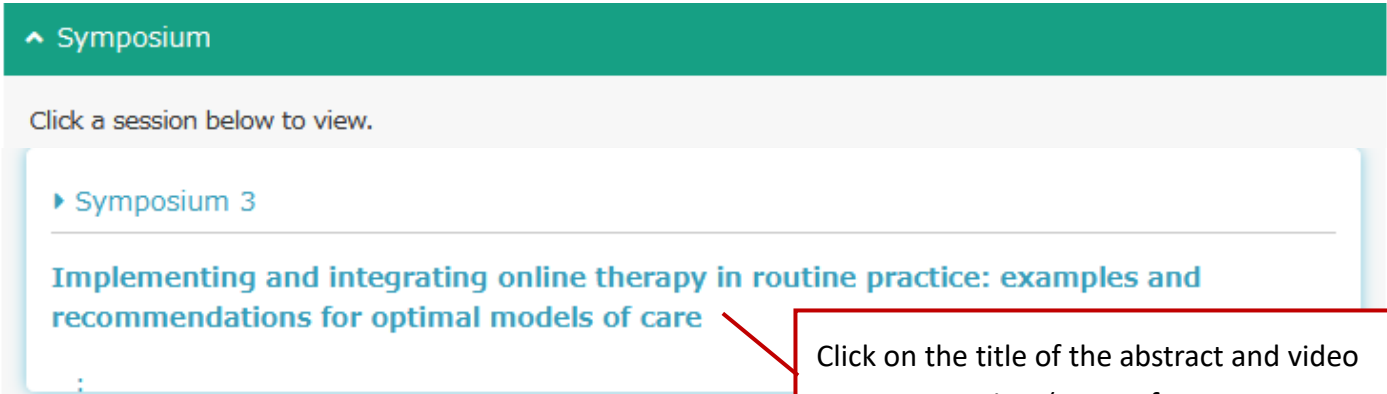
1. Abstracts
2. Please enter your registration number and password in the video viewing system
3. Please log in with your password

② Select 「View Abstracts/Videos/Posters」



The screenshot shows the top navigation bar of the website. The menu items are: HOME, View Abstracts/Videos/Posters (highlighted with a red box and an arrow), Bookmarks, and Logout. Below the navigation bar, there is a breadcrumb trail: HOME >> View Abstracts/Videos/Posters. A greeting message says "Hello, Mr./Ms.". A red box highlights the "View Abstracts/Videos/Posters" menu item. A red arrow points from this box to the "Symposium" section in the next screenshot.

Click on the session you want to watch.



The screenshot shows the "Symposium" page. The page title is "Symposium". Below the title, there is a search bar with the text "Title, Presenter, etc." and a search icon. A list of sessions is displayed, with the first session being "Symposium 3". The title of the abstract for "Symposium 3" is "Implementing and integrating online therapy in routine practice: examples and recommendations for optimal models of care". A red box highlights the title of the abstract, and a red arrow points from this box to the text in the next screenshot.

Click on the title of the abstract and video you want to view (or PDF for poster presentations).